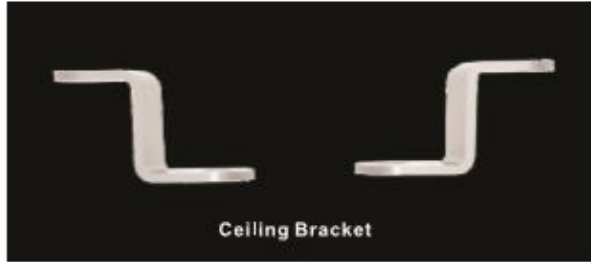





Hazardous Locations Light Fittings SPECIFICATION

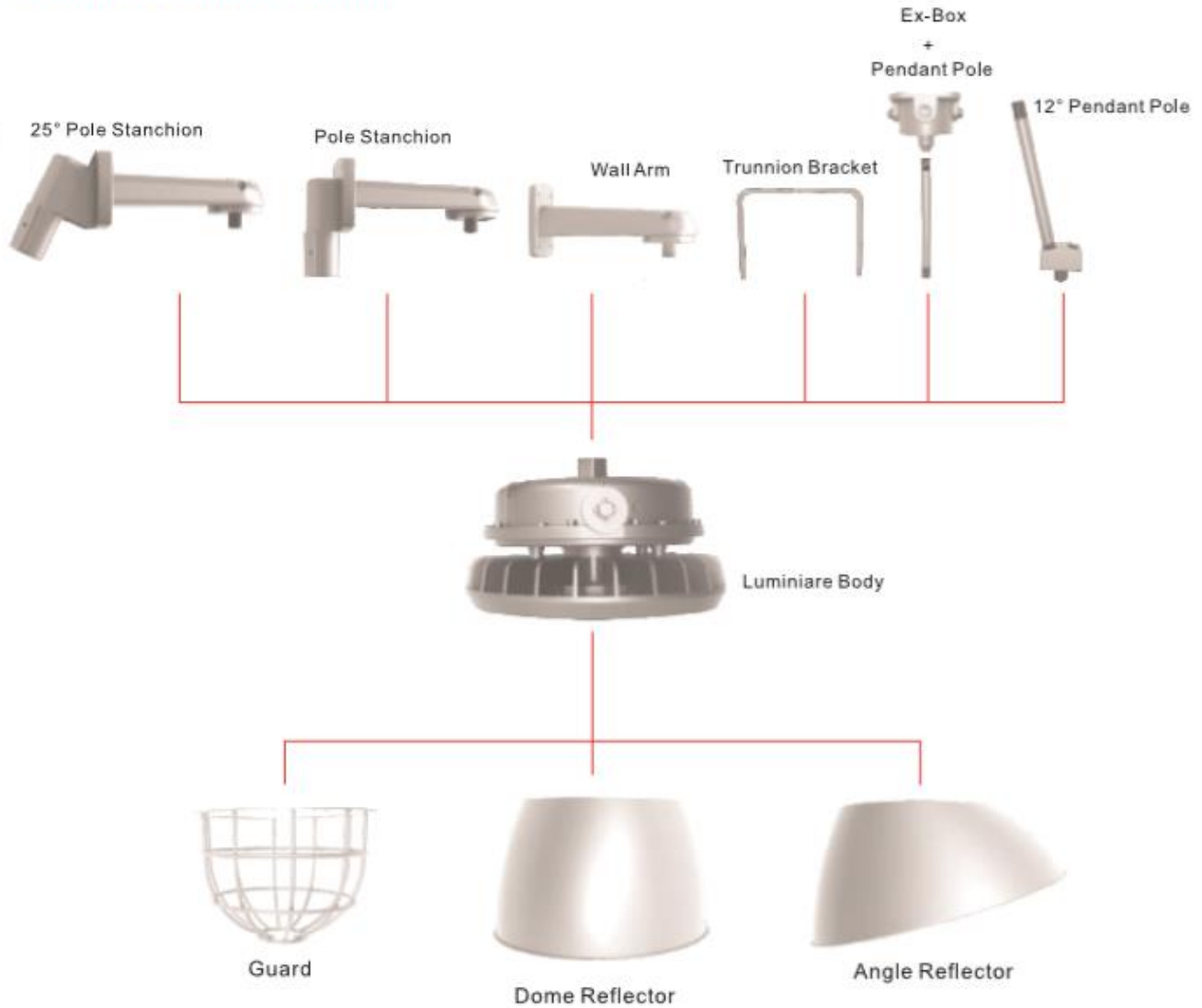


Contact: Cady Liu Office: (561)430-9251 Mobile: (973)960-1877
Email: Cady@jamesindustry.com www.jamesindustry.com





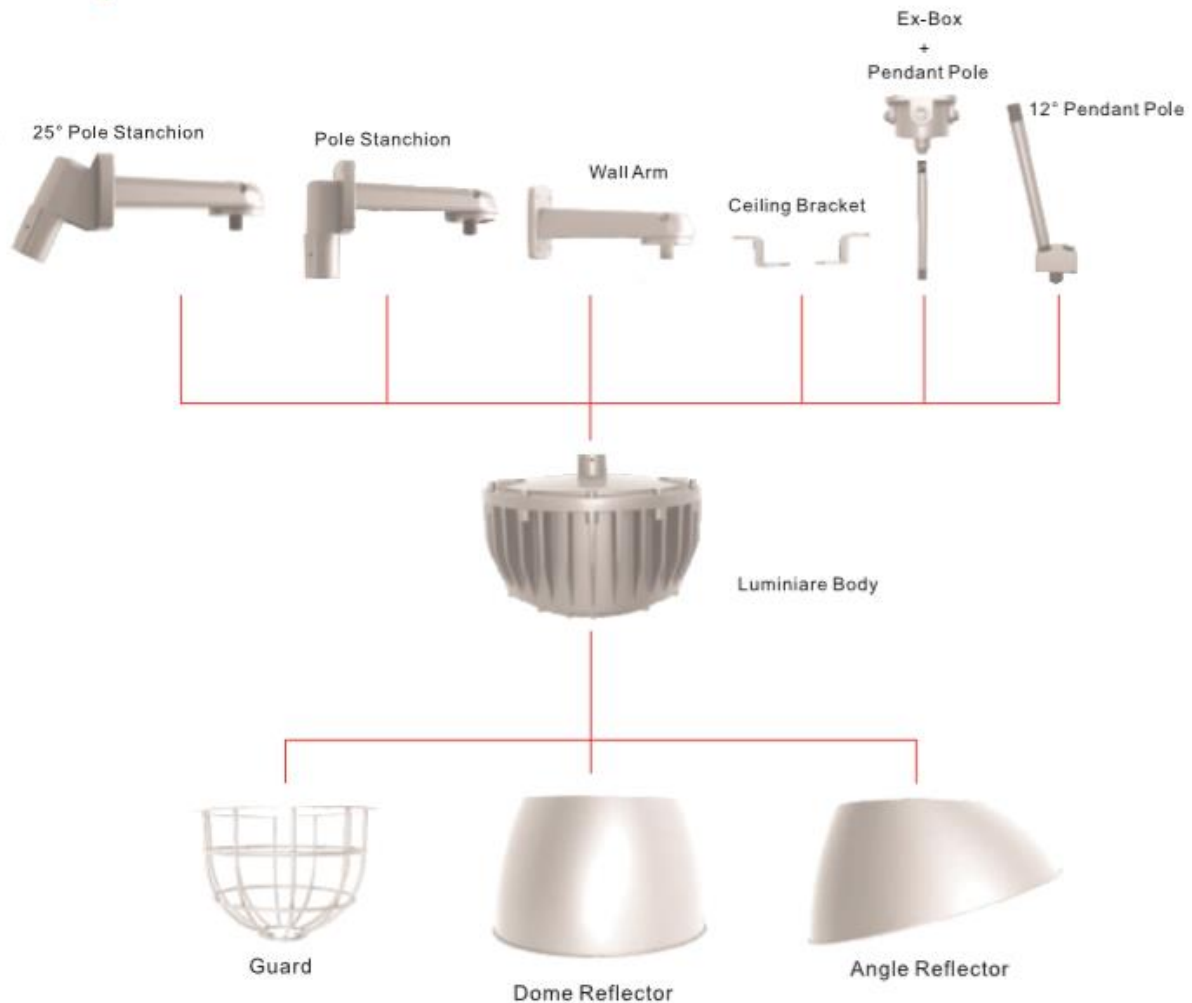
Family Tree of Installation



Typical model specification

Adaptor	Conduit	Catalog No.
25° Pole Stanchion	3/4" or 1" NPT	25 DPS
Pole Stanchion	3/4" or 1" NPT	PS
Wall Arm	3/4" or 1" NPT	WA
Trunnion Bracket	Expand Screw	TB
Pendant Pole	Use Ex-Box	PP
12° Pendant Pole	3/4" or 1" NPT	12 DPP
Ex-Box	3/4" NPT	EB

Family Tree of Installation



Typical model specification

Adaptor	Conduit	Catalog No.
25° Pole Stanchion	3/4" or 1" NPT	25 DPS
Pole Stanchion	3/4" or 1" NPT	PS
Wall Arm	3/4" or 1" NPT	WA
Ceiling Bracket	Expand Screw	TB
Pendant Pole	Use Ex-Box	PP
12° Pendant Pole	3/4" or 1" NPT	12 DPP
Ex-Box	3/4" NPT	EB